



Dyform 34LR

The Dyform 34 LR is a high performance compacted low rotational rope that combines varying multistrand rope designs to achieve excellent rotation resistance in high lift operations.


- ✓ Excellent rotation resistance
- ✓ Highly efficient due to its flexibility
- ✓ Suitable for single part and multi part reeving
- ✓ Suitable for single part reeving of an unguided load



Dyform 34LR PI

The Dyform 34 LR PI is a high performance compacted low rotational rope that combines varying multistrand rope designs to achieve excellent rotation resistance in high lift operations. It incorporates a plastic layer (PI) between the inner and outer part of the rope to enhance fatigue life.

- ✓ Stable rope construction
- ✓ Higher bending fatigue performance



product table.

BRIDON				Dyform 34LR / PI					
Diameter		Nominal length mass		Minimum Breaking Force					
				EIP/1960			EEIP/2160		
mm	inch	kg/m	lb/ft	kN	Tons (short)	Tonnes (metric)	kN	Tons (short)	Tonnes (metric)
	3/8	0.454	0.305	82	9.2	8.36	86	9.7	8.77
10.0		0.500	0.336	90.8	10.2	9.25	95.3	10.7	9.71
11.0		0.610	0.410	109	12.3	11.1	115	12.9	11.7
	7/16	0.610	0.410	111	12.5	11.3	117	13.2	11.9
12.0		0.720	0.484	130	14.6	13.2	137	15.4	13.9
	1/2	0.808	0.543	146	16.4	14.8	153	17.2	15.6
13.0		0.850	0.571	153	17.2	15.6	161	18.1	16.4
14.0		0.980	0.659	179	20.1	18.2	191	21.5	19.5
	9/16	1.02	0.687	185	20.8	18.8	201	22.6	20.5
15.0		1.13	0.759	204	22.9	20.8	214	24.1	21.8
	5/8	1.28	0.860	232	26.1	23.6	251	28.2	25.6
16.0		1.28	0.860	232	26.1	23.6	251	28.2	25.6
17.0		1.45	0.974	262	29.4	26.7	275	30.9	28
18.0		1.62	1.09	298	33.5	30.4	319	35.9	32.5
19.0		1.81	1.22	331	37.2	33.7	356	40.0	36.3
	3/4	1.81	1.22	331	37.2	33.7	356	40.0	36.3
20.0		2.00	1.34	370	41.6	37.7	397	44.6	40.5
21.0		2.21	1.49	400	45.0	40.7	420	47.2	42.8
22.0		2.42	1.63	442	49.7	45.1	482	54.2	49.1
	7/8	2.42	1.63	448	50.4	45.7	487	54.7	49.6
23.0		2.65	1.78	480	54.0	48.9	504	56.7	51.3
24.0		2.88	1.94	528	59.3	53.8	569	64.0	58.0
25.0		3.13	2.10	568	63.8	57.9	595	66.9	60.6
	1	3.23	2.17	586	65.9	59.7	623	70.0	63.5
26.0		3.38	2.27	618	69.5	63.0	660	74.2	67.3
27.0		3.65	2.45	662	74.4	67.5	694	78.0	70.7
28.0		3.92	2.63	712	80.0	72.6	758	85.2	77.3
	1 1/8	4.09	2.75	743	83.5	75.7	779	87.6	79.4
29.0		4.21	2.83	764	85.9	77.9	801	90.0	81.6
30.0		4.50	3.02	823	92.5	83.9	857	96.3	87.3
	1 1/4	5.12	3.44	919	103.3	93.7	1008	113.3	102.8
32.0		5.12	3.44	919	103.3	93.7	1008	113.3	102.8
34.0		5.87	3.94	1050	118.0	107	1151	129.4	117.3
	1 3/8	6.18	4.15	1100	123.6	112	1214	136.5	123.8
35.0		6.22	4.18	1110	124.8	113	1214	136.5	123.8
36.0		6.58	4.42	1170	131.5	119	1287	144.7	131.2
38.0		7.33	4.93	1310	147.2	133	1444	162.3	147.2
	1 1/2	7.36	4.95	1310	147.2	133	1444	162.3	147.2
40.0		8.12	5.46	1450	163.0	147	1590	178.7	162.1
	1 5/8	8.66	5.82	1550	174.2	158	1695	190.5	172.8
42.0		8.95	6.01	1600	179.8	163	1758	197.6	179.2
44.0		9.83	6.61	1750	196.7	178	1925	216.4	196.2
46.0		10.7	7.19	1920	215.8	195			
	1 7/8	11.5	7.73	2050	230.4	209			
48.0		11.7	7.86	2090	234.9	213			
50.0		12.7	8.53	2270	255.2	231			
50.8	2	13.1	8.80	2340	263.0	238			

This table is for guidance purposes only with no guarantee or warranty (express or implied) as to its accuracy. The products described may be subject to change without notice, and should not be relied on without further advice from Bridon-Bekaert. The cross section image is for reference only. Actual cross sections vary due to diameter. Visit www.bridon-bekaert.com for the most up-to-date data.