



Dyform 8

Dyform 8 is a high performance compacted single layer constructed rope with 8 outer strands.



- ✓ Good bending fatigue performance
- ✓ Very flexible rope construction
- ✓ Smooth profile created by the number of outer strands



Dyform 8 PI

Dyform 8 PI is a high performance compacted single layer constructed rope which incorporates a plastic layer below the 8 outer strands.


- ✓ Improved bending fatigue performance
- ✓ Stable rope construction
- ✓ Diameter stability, requirement of multi-layered spooling



Dyform Bristar 8

Dyform Bristar 8 is a high performance compacted single layer constructed rope which incorporates an engineered extruded plastic profile between the 8 outer strands and the rope core for cranes and industrial applications including mobile, crawler and tower cranes.

- ✓ Outstanding bending fatigue performance
- ✓ Very stable rope construction
- ✓ Improved support of outer strands in service



product table.

BRIDON Dyform 8 / PI / Bristar									
Diameter		Nominal length mass		Minimum Breaking Force					
				EIP/1960			EEIP/2160		
mm	inch	kg/m	lb/ft	kN	Tons (short)	Tonnes (metric)	kN	Tons (short)	Tonnes (metric)
	3/8	0.427	0.287	86.2	9.69	8.79	90.1	10.1	9.19
10.0		0.471	0.316	89.2	10.00	9.10	93.2	10.5	9.50
11.0		0.570	0.383	110	12.4	11.2	115	12.9	11.7
	7/16	0.582	0.391	110	12.4	11.2	115	12.9	11.7
12.0		0.678	0.456	128	14.4	13.1	134	15.1	13.7
	1/2	0.760	0.510	144	16.2	14.7	150	16.9	15.3
13.0		0.796	0.535	150	16.9	15.3	157	17.6	16.0
14.0		0.923	0.620	174	19.6	17.7	182	20.5	18.6
	9/16	0.961	0.646	181	20.3	18.5	189	21.2	19.3
15.0		1.06	0.712	198	22.3	20.2	207	23.3	21.1
	5/8	1.19	0.798	226	25.4	23.0	236	26.5	24.1
16.0		1.21	0.810	226	25.4	23.0	236	26.5	24.1
17.0		1.36	0.915	255	28.7	26.0	267	30	27.2
18.0		1.53	1.03	286	32.1	29.2	299	33.6	30.5
19.0		1.70	1.14	318	35.7	32.4	333	37.4	34
	3/4	1.71	1.15	318	35.7	32.4	333	37.4	34
20.0		1.88	1.27	353	39.7	36.0	369	41.5	37.6
22.0		2.28	1.53	427	48.0	43.5	446	50.1	45.5
	7/8	2.33	1.56	427	48.0	43.5	446	50.1	45.5
24.0		2.71	1.82	508	57.1	51.8	531	59.7	54.1
	1	3.04	2.04	569	64.0	58.0	595	66.9	60.7
26.0		3.18	2.14	596	67.0	60.8	623	70	63.5
28.0		3.69	2.48	691	77.7	70.5	723	81.3	73.7
	1 1/8	3.85	2.58	720	80.9	73.4	753	84.6	76.8
30.0		4.24	2.85	794	89.2	81.0	830	93.3	84.6
	1 1/4	4.75	3.19	903	102	92.1	944	106	96.3
32.0		4.82	3.24	903	102	92.1	944	106	96.3
34.0		5.44	3.66	1020	115	104	1070	120	109
	1 3/8	5.75	3.86	1080	121	110	1130	127	115
36.0		6.10	4.10		128	116	1200	135	122
38.0		6.80	4.57	1270	143	130	1330	149	136
	1 1/2	6.84	4.59	1270	143	130	1330	149	136
40.0		7.54	5.06	1410	158	144	1480	166	151
	1 5/8	8.02	5.39	1500	169	153	1570	176	160
42.0		8.31	5.58	1560	175	159	1630	183	166
44.0		9.12	6.13	1710	192	174	1790	201	183
	1 3/4	9.31	6.25	1710	192	174	1790	201	183
46.0		9.97	6.70	1870	210	191	1950	219	199
	1 7/8	10.7	7.18	2030	228	207	2130	239	217
48.0		10.9	7.29	2030	228	207	2130	239	217
50.0		11.8	7.91	2210	248	225	2310	260	236

This table is for guidance purposes only with no guarantee or warranty (express or implied) as to its accuracy. The products described may be subject to change without notice, and should not be relied on without further advice from Bridon-Bekaert. The cross section image is for reference only. Actual cross sections vary due to diameter. Visit www.bridon-bekaert.com for the most up-to-date data.